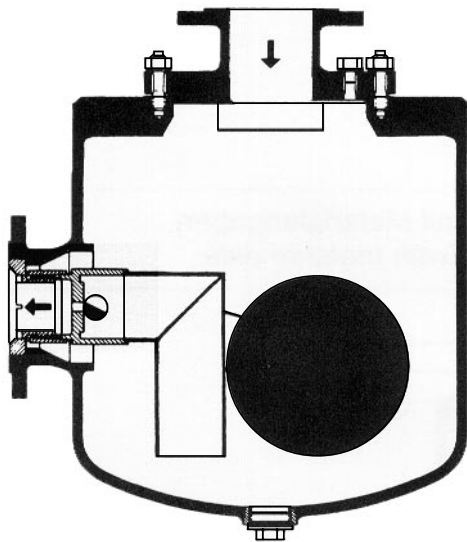




# RIFOX

## RIFOmat Float - Trap, Type EF 1218, PN 40

RIFOmat Float Trap , Type EF 1218, PN 40



Type EF 1218

**Connection :** DN 80/100 , Flanges PN 40

connecting dimensions according to DIN 2635 / DIN 2501  
ANSI-flanges on request

**Nominal pressure stage :** PN 40

**Operational-limits :**

Permissible excessive operating  
pressure bar

	40	29	25	22
Permissible operating temperature °C	100	250	300	350

**Housing volume :** 62 l

**Media :** Steam, compressed air, pressure gases and cooling agent on request

**Function :** Increasing levels opens and decreasing level closes the outlet without delay, independent of pressure and temperature fluctuations.

**Special characteristics :** Only one moveable point since the rotary slide valve is both swivel joint and shut-off device.

**Installation :** Angular type. Condensate inlet at top, outlet at side.

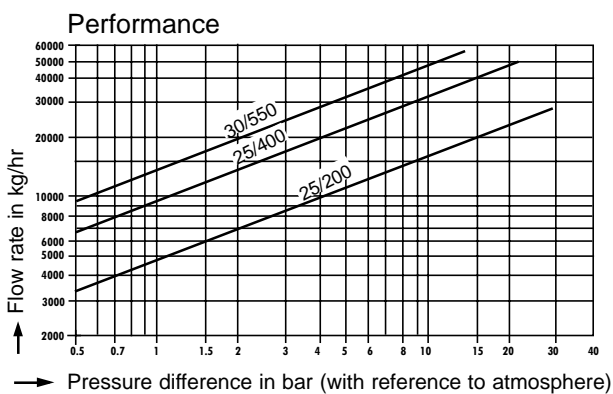
**Additional equipment against extra price :**

- Built in automatic therm. vent (steam only)
- Blow-off valve for contaminants
- Soft iron seals
- Float control assembly for special application
- Mounting support

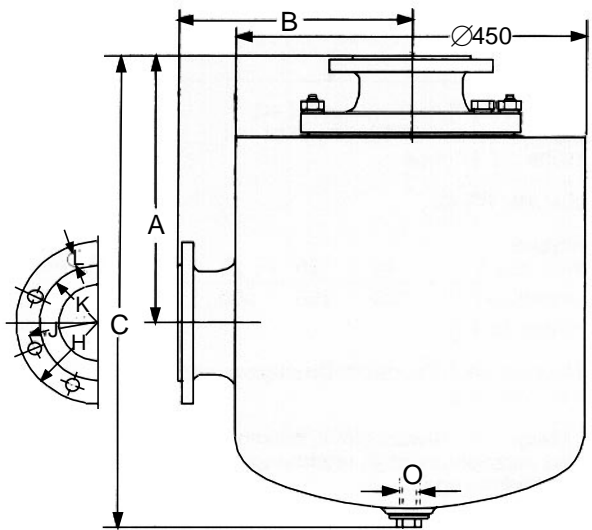
**Function-limit :**

Float-control cross-section	Initial pressure in bar, excessive pressure	
	Steam	Compressed air
25 / 200	30	30
25 / 400	23	23
30 / 550	14	16

**Please state the following when making inquiries/placing orders :** Medium, density, initial pressure, counter-pressure, temperature, quantity of condensate (kg/h)



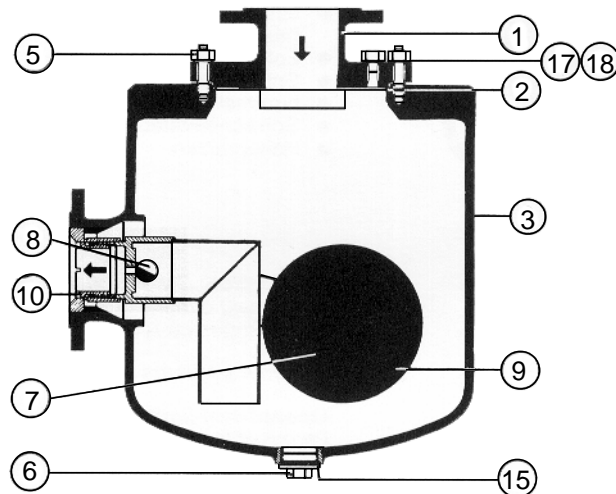
Performance data refer to condensation from boiling. The performance is approx. 45 % higher in the case of cold condensation.



Dimensions (in mm), Weight (in kg)

DN	80	100
A	350	355
B	320	320
C	630	635
H	200	235
J	160	190
K	138	162
L	18	22
O	G1-1/2"	G1-1/2"
Weight	160	165

**Spare Parts For Type EF 1218 with material data**



- 1 Housing cover with flange : P 265 GH (H II) / C 22.8 / St 35.8
- 2 Housing seal : soft iron ridge profiled
- 3 Housing : P 265 GH / C 22.8 / ST 35.8
- 5 Set of bolts with reduced shank and nuts : DIN 2510, 21CrMoV57 / 24CrMo5, DIN 17240
- 6 Drain plug for contaminants : 9S20K
- 7 Float control, complete including bush : SS 1.4057 / 1.4112 / 1.4301 / 1.4541 / 1.4104
- 8 Supporting structure with rotary slide valve and cotter pin\* : SS 1.4057 / 1.4112 / 1.4301 / 1.4541
- 9 Float with fork : SS 1.4301
- 10 Bush : SS 1.4571
- 15 Seal : soft material (asbestosfree) , covered with Cu or soft iron
- 16 Control screw G1/4 : SS 1.4104
- 17 Seal : Cu or soft iron

\* Individual parts cannot be delivered for reasons of tightness.

In order to avoid wrong deliveries, please state the works standard sheet no. as well as DN in addition to the part number for spares orders and the cross-section for control spares.